

Physician registration.

1. When a DME provider sends you an invitation, you will receive the following email. Follow the instructions to register and login.



2. When you select "[Please sign up here](#)" the PRACTITIONER REGISTRATION page, shown below, will be displayed. You should fill out the entire page and select SUBMIT at the bottom left.



Scan this code with your smartphone to find out more about us!

www.dmeevalumate.com
info@dmeevalumate.com

Note: Registration is completed in two steps - the first step is to fill out the registration form shown below. Upon submission, a second email will be sent to you to complete your registration.

DMEevalumate.com
PATIENT ASSESSMENT TOOL

Logged in as: **erictest (Vendor)** ADMIN or LOGOUT

Home About Us Practitioners DME Companies Support News Invite a Colleague Contact Us

PRACTITIONER REGISTRATION

PRACTITIONER DETAILS

Practitioner type **REQUIRED**

Name **REQUIRED**

NPI number **REQUIRED**

Address line 1 **REQUIRED**

Address Line 2

City **REQUIRED**

State **REQUIRED**

Zip code **REQUIRED**

CONTACT DETAILS

Phone number **REQUIRED**

Fax number

Email Address **REQUIRED**

Website



Scan this code with your smartphone to find out more about us!


www.dmeevalumate.com
info@dmeevalumate.com

PROMOTIONAL CODE

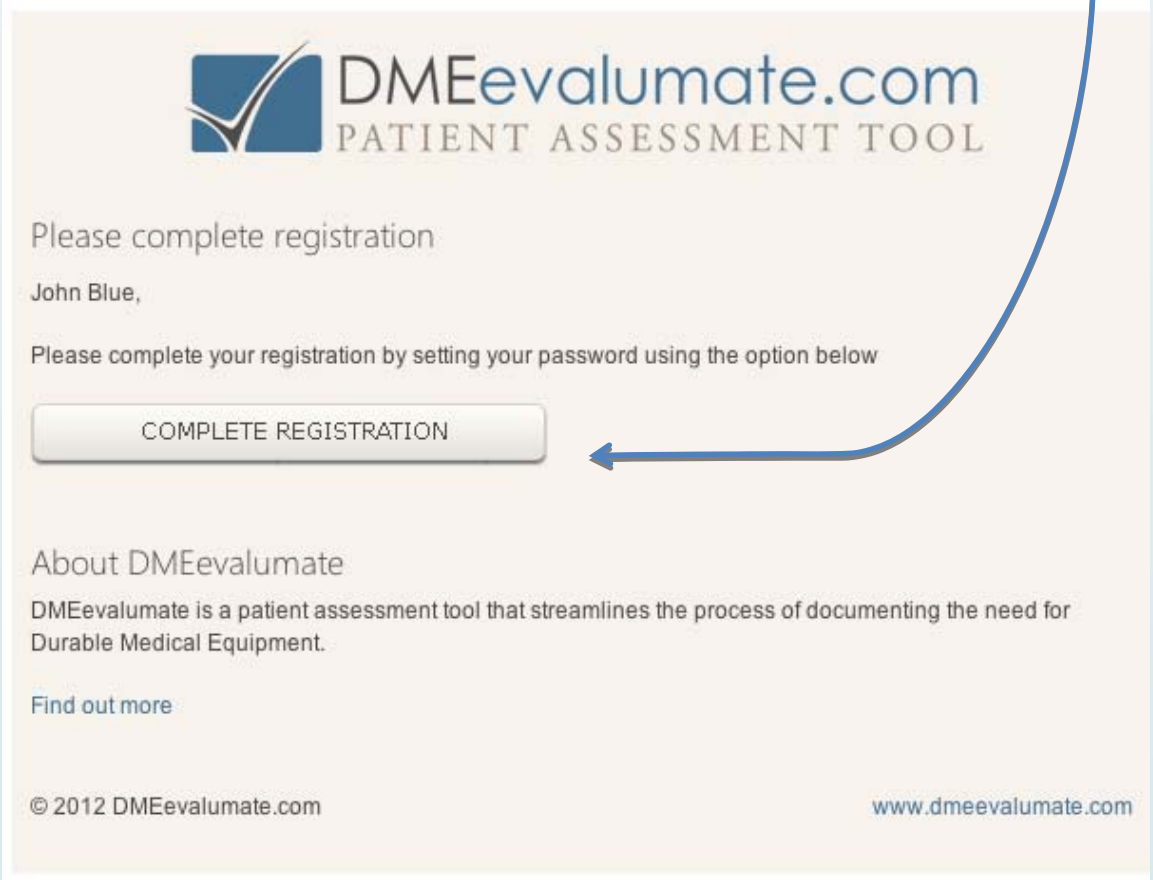
Promotional Code


HUMAN VERIFICATION

Enter the characters from the image REQUIRED



3. Upon submission, you will receive the email seen below. Select COMPLETE REGISTRATION.



 **DMEevalumate.com**
PATIENT ASSESSMENT TOOL

Please complete registration
John Blue,
Please complete your registration by setting your password using the option below

About DMEevalumate
DMEevalumate is a patient assessment tool that streamlines the process of documenting the need for Durable Medical Equipment.
[Find out more](#)

© 2012 DMEevalumate.com www.dmeevalumate.com



Scan this code with your smartphone to find out more about us!

www.dmeevalumate.com
info@dmeevalumate.com

4. The PASSWORD page will be displayed.

- a. Enter a Username
- b. Enter a Password (This requires a minimum of 7 characters including 1 lowercase letter, 1 uppercase letter, 1 number, and 1 symbol (@#\$?))
- c. Re-enter the Password for verification.
- d. Click SUBMIT.

You must remember the Username and Password to login and use DMEevalumate.

DMEevalumate.com
PATIENT ASSESSMENT TOOL

User: erictest (Vendor) LOGOUT

PASSWORD

Use this screen to set your password. These changes will take effect when you next login.
Please choose a password with at least 7 characters, with one number, one lowercase letter, one uppercase letter, and one symbol i.e. DM3ev4!uM8

Username REQUIRED

Password REQUIRED

Repeat Password REQUIRED

SUBMIT





Scan this code with your smartphone to find out more about us!

www.dmeevalumate.com
info@dmeevalumate.com

5. The LOGIN page will be displayed. Use your newly created Username and Password to login to DMEevalumate.com.

User: ericetest (Vendor)

 **DMEevalumate.com**
PATIENT ASSESSMENT TOOL

[LOGOUT](#) 

LOGIN

Username

Password

Remember me? Yes

[LOGIN](#)

[Forgotten your password?](#)



Scan this code with your smartphone to find out more about us!

www.dmeevalumate.com
info@dmeevalumate.com

6. The practitioner OVERVIEW page will be displayed. If your preferred DME company is not shown Select SEARCH.

DMEevalumate.com
PATIENT ASSESSMENT TOOL

LOGOUT

OVERVIEW CREDITS DME COMPANIES MY ACCOUNT

OVERVIEW

NOTE: You only need credits if you do not choose a DME company

YOUR CREDITS

Credits remaining: 0
Total credits used: 0

CREDIT USAGE ADD CREDITS

1 SELECT DME COMPANY

You have not selected a DME company to use. Either accept an invite (see PENDING INVITES in left hand panel) or SEARCH using the button provided.

Eric Test test company Use your own credits NONE AVAILABLE

TRAINING MODE **VOID DOCUMENT** FREE

2 SELECT PATIENT ASSESSMENT FORM

NOTE: Training mode does not use any credits

Mobility Equipment 3 Credits

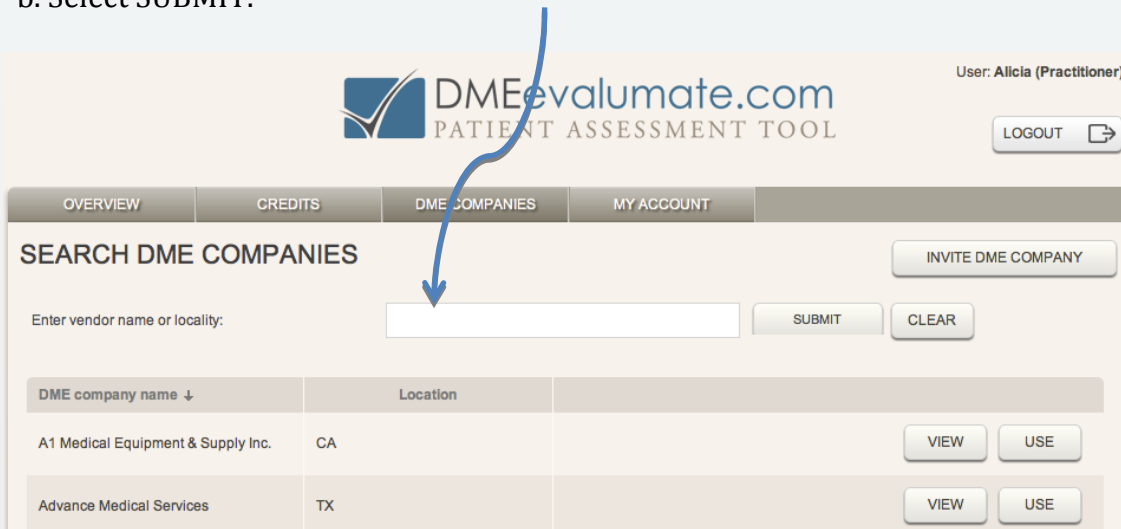


Scan this code with your smartphone to find out more about us!

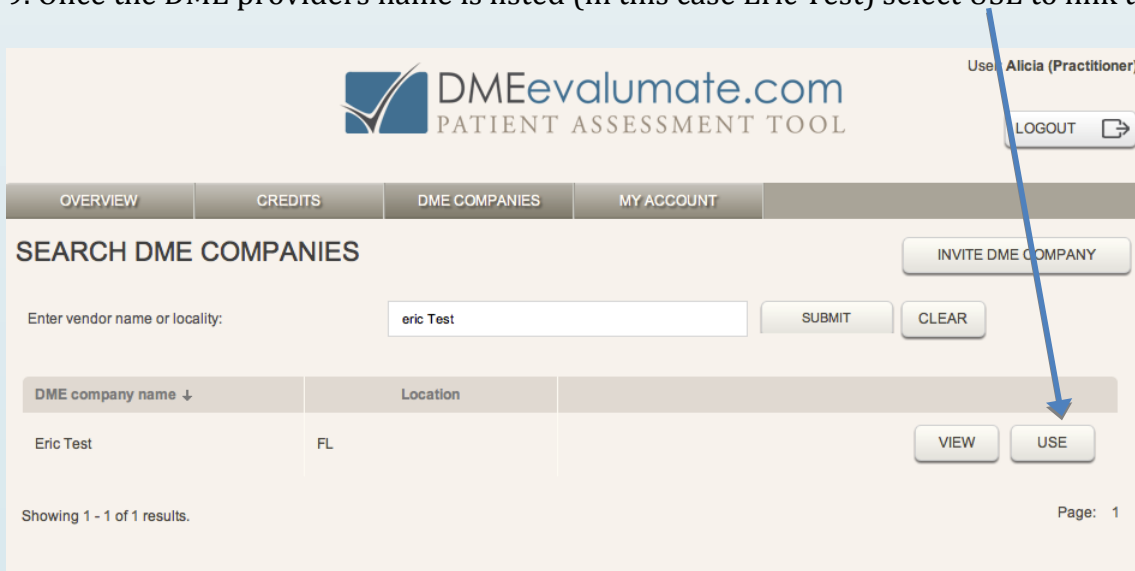
www.dmeevalumate.com
info@dmeevalumate.com

8. The SEARCH DME COMPANIES page will be displayed. There are several ways to associate your practice with a preferred DME provider. One way is shown below.

- a. Type the name of the DME Provider (Eric Test, in this case) in the “Enter vendor name or locality” box.
- b. Select SUBMIT.



9. Once the DME providers name is listed (in this case Eric Test) select USE to link them together.



10. Now that you have selected your DME Provider (Eric Test), return to the



Scan this code with your smartphone to find out more about us!

www.dmeevalumate.com
info@dmeevalumate.com

OVERVIEW page, and select your preferred DME Company (Eric Test) and assessment form.

11. You can perform as many practice assessments as you wish by selecting the TRAINING MODE.

DO NOT USE the Training Mode to perform a face-to-face evaluation with an actual patient because the PDF (of the seven-element order and face-to-face evaluation documentation) will be generated with **VOID** stamped on it.



Scan this code with your smartphone to find out more about us!

www.dmeevalumate.com
info@dmeevalumate.com